

Time/Volume Graph

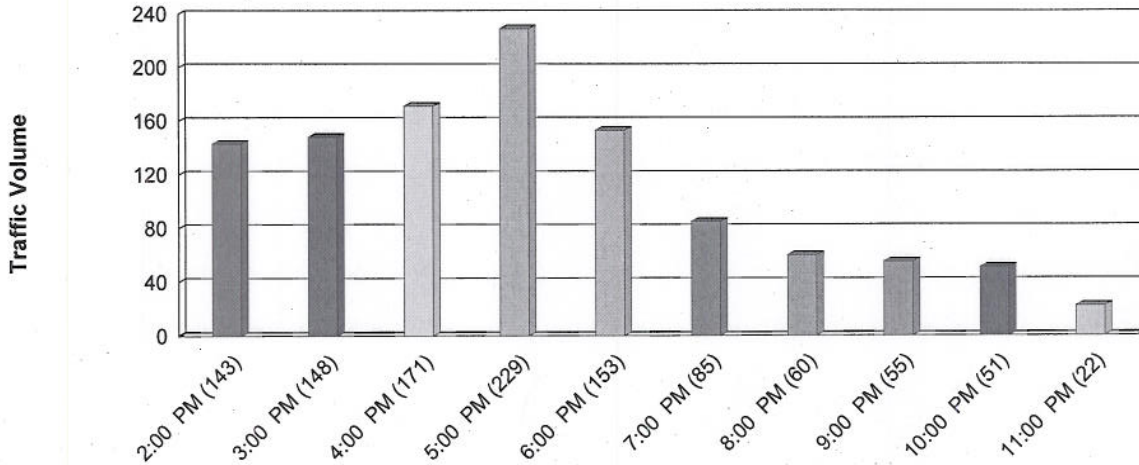
HI-Star ID: 1975
 Street: des Prairies
 State: Qc
 City: Brossard
 County: Canada

Begin: 04-26-2011 02:00 PM
 Lane: dir. du Quartier
 Oper: 1
 Posted: 80
 AADT Factor: 1

End: 04-27-2011 02:00 PM
 Hours: 24:00
 Period: 60
 Raw Count: 2125
 AADT Count: 2125

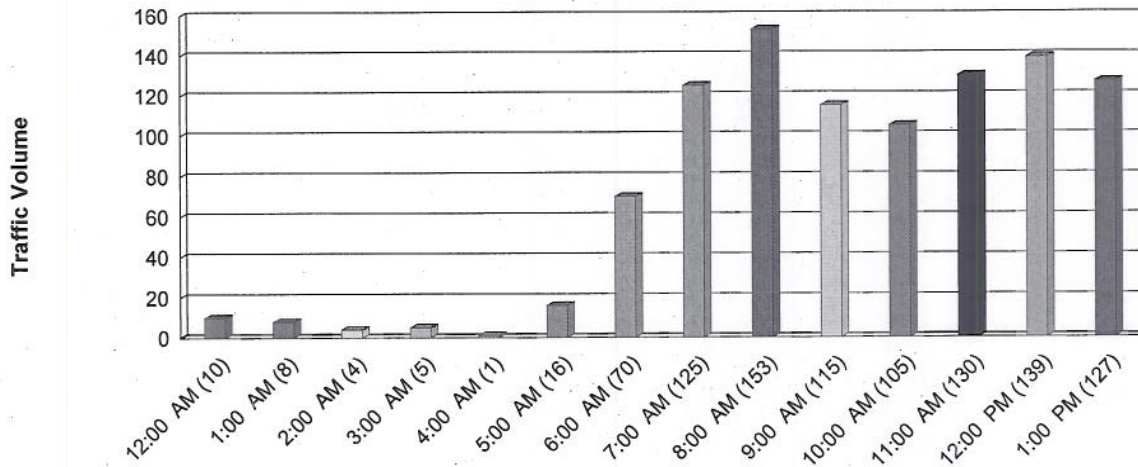
Time/Volume Graph

For 04-26-2011



Time/Volume Graph

For 04-27-2011

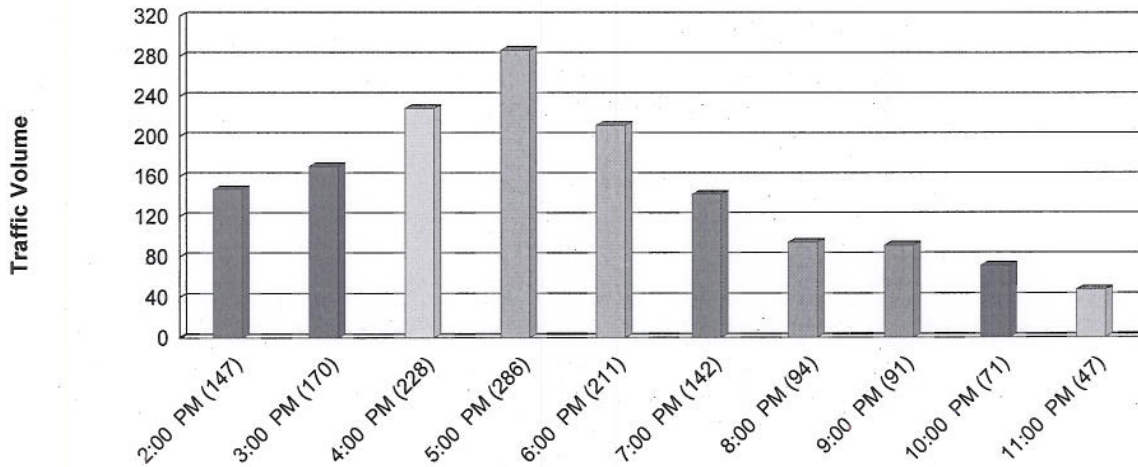


Time/Volume Graph

HI-Star ID: 2139 Street: des Prairies State: Qc City: Brossard County: Canada	Begin: 04-26-2011 02:00 PM Lane: dir. Taschereau Oper: 1 Posted: 80 AADT Factor: 1	End: 04-27-2011 02:00 PM Hours: 24:00 Period: 60 Raw Count: 3710 AADT Count: 3710
---	--	---

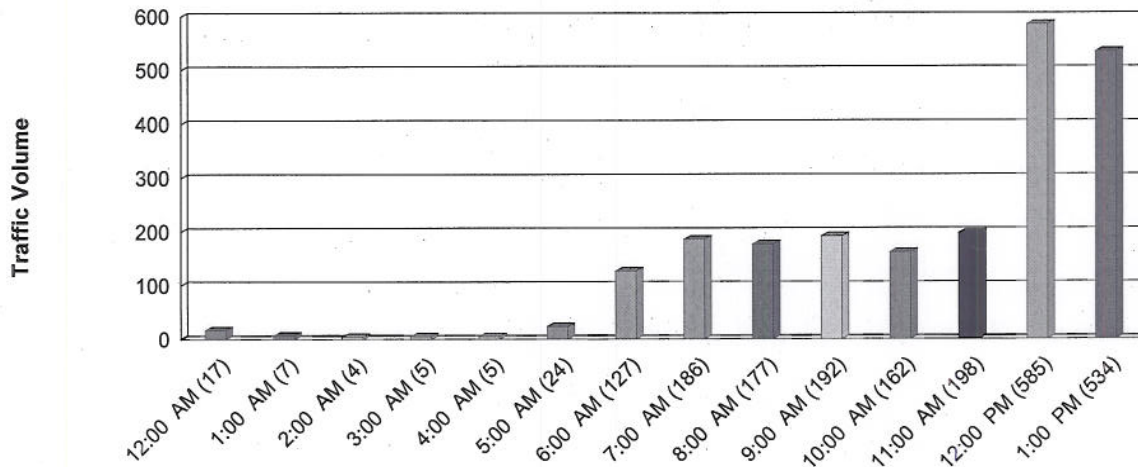
Time/Volume Graph

For 04-26-2011



Time/Volume Graph

For 04-27-2011

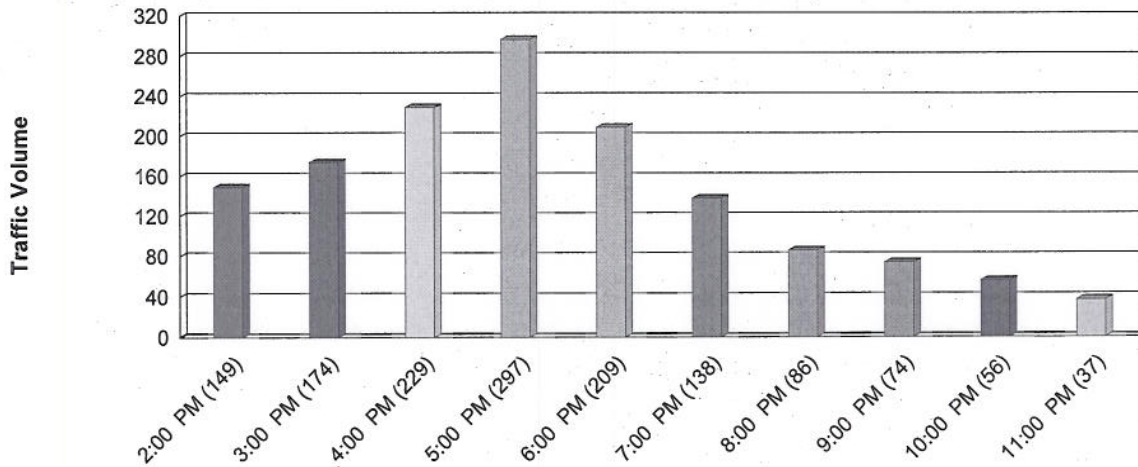


Time/Volume Graph

HI-Star ID: 2222	Begin: 04-26-2011 02:00 PM	End: 04-27-2011 02:00 PM
Street: des Prairies	Lane: dir. Taschereau	Hours: 24:00
State: Qc	Oper: 2	Period: 60
City: Brossard	Posted: 80	Raw Count: 2599
County: Canada	AADT Factor: 1	AADT Count: 2599

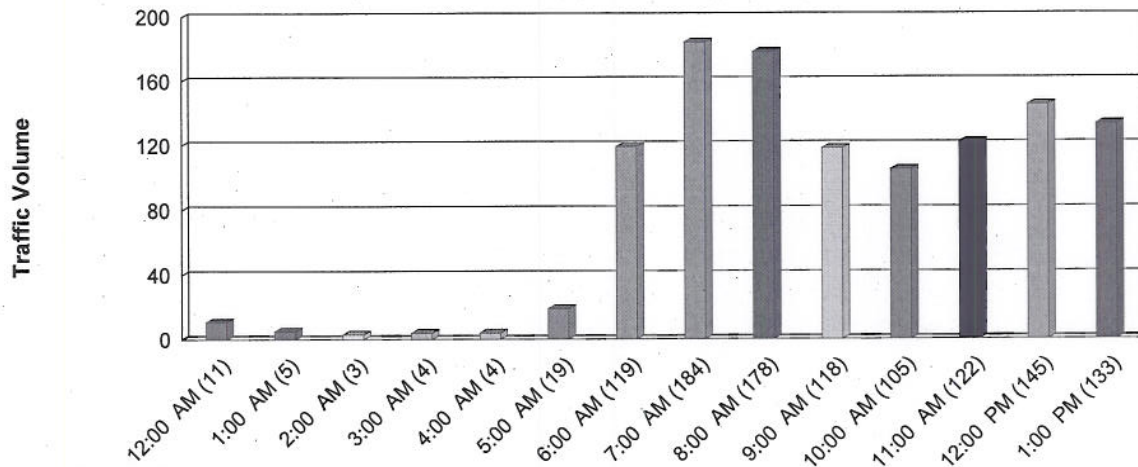
Time/Volume Graph

For 04-26-2011



Time/Volume Graph

For 04-27-2011



Class/Volume Report Graph

HI-Star ID: 2222	Begin: 04-26-2011 02:00 PM	End: 04-27-2011 02:00 PM
Street: des Prairies	Lane: dir. Taschereau	Hours: 24:00
State: Qc	Oper: 2	Period: 60
City: Brossard	Posted: 80	Raw Count: 2599
County: Canada	AADT Factor: 1	AADT Count: 2599

NC97 - Meters	Count	0,0 to 6,0	6,5 to 8,0	8,5 to 11,5	12,0 to 14,5	15,0 to 18,0	18,5 to 21,0	21,5 to 24,0	24,5 >	Total	0	100	200	300
---------------	-------	------------------	------------------	-------------------	--------------------	--------------------	--------------------	--------------------	-----------	-------	---	-----	-----	-----

04-26-2011

[02:00 PM-03:00 PM]	149	137	6	5	1	0	0	0	0	149	
[03:00 PM-04:00 PM]	174	164	9	0	1	0	0	0	0	174	
[04:00 PM-05:00 PM]	229	217	11	0	0	0	0	0	0	228	
[05:00 PM-06:00 PM]	297	286	8	2	1	0	0	0	0	297	
[06:00 PM-07:00 PM]	209	204	3	0	0	0	0	0	0	207	
[07:00 PM-08:00 PM]	138	135	2	1	0	0	0	0	0	138	
[08:00 PM-09:00 PM]	86	78	6	1	0	0	0	0	0	85	
[09:00 PM-10:00 PM]	74	70	3	0	0	0	0	0	0	73	
[10:00 PM-11:00 PM]	56	52	2	1	0	1	0	0	0	56	
[11:00 PM-12:00 AM]	37	36	1	0	0	0	0	0	0	37	
Daily Totals:	1449	1379	51	10	3	1	0	0	0	1444	

Daily Totals:

1449	1379	51	10	3	1	0	0	0	0	1444
------	------	----	----	---	---	---	---	---	---	------

Peak Time (AM):

Peak Count:

Peak Time (PM): [05:00 PM-06:00 PM]

Peak Count: 297

04-27-2011

[12:00 AM-01:00 AM]	11	9	2	0	0	0	0	0	0	11	
[01:00 AM-02:00 AM]	5	5	0	0	0	0	0	0	0	5	
[02:00 AM-03:00 AM]	3	3	0	0	0	0	0	0	0	3	
[03:00 AM-04:00 AM]	4	3	1	0	0	0	0	0	0	4	
[04:00 AM-05:00 AM]	4	4	0	0	0	0	0	0	0	4	
[05:00 AM-06:00 AM]	19	17	2	0	0	0	0	0	0	19	
[06:00 AM-07:00 AM]	119	101	9	6	1	1	0	0	1	119	
[07:00 AM-08:00 AM]	184	167	3	5	6	3	0	0	0	184	
[08:00 AM-09:00 AM]	178	163	9	3	1	2	0	0	0	178	
[09:00 AM-10:00 AM]	118	108	4	5	0	0	0	0	0	117	
[10:00 AM-11:00 AM]	105	89	9	4	3	0	0	0	0	105	
[11:00 AM-12:00 PM]	122	114	4	2	1	0	0	0	0	121	
[12:00 PM-01:00 PM]	145	136	4	2	1	1	0	0	0	144	
[01:00 PM-02:00 PM]	133	125	3	3	2	0	0	0	0	133	
Daily Totals:	1150	1044	50	30	15	7	0	0	1	1147	

Daily Totals:

1150	1044	50	30	15	7	0	0	1	1	1147
------	------	----	----	----	---	---	---	---	---	------

Peak Time (AM): [07:00 AM-08:00 AM]

Peak Count: 184

Peak Time (PM): [12:00 PM-01:00 PM]

Peak Count: 145

Class/Volume Report Graph

HI-Star ID: 2139	Begin: 04-26-2011 02:00 PM	End: 04-27-2011 02:00 PM
Street: des Prairies	Lane: dir. Taschereau	Hours: 24:00
State: Qc	Oper: 1	Period: 60
City: Brossard	Posted: 80	Raw Count: 3710
County: Canada	AADT Factor: 1	AADT Count: 3710

NC97 - Meters	Count	0,0 to 6,0	6,5 to 8,0	8,5 to 11,5	12,0 to 14,5	15,0 to 18,0	18,5 to 21,0	21,5 to 24,0	24,5 >	Total	0	196	392	588
---------------	-------	------------------	------------------	-------------------	--------------------	--------------------	--------------------	--------------------	-----------	-------	---	-----	-----	-----

04-26-2011

[02:00 PM-03:00 PM]	147	135	3	2	0	0	0	0	0	140	
[03:00 PM-04:00 PM]	170	161	2	1	0	0	0	0	0	164	
[04:00 PM-05:00 PM]	228	217	5	1	0	0	0	0	0	223	
[05:00 PM-06:00 PM]	286	267	6	2	0	0	0	0	0	275	
[06:00 PM-07:00 PM]	211	207	1	1	1	0	0	0	0	210	
[07:00 PM-08:00 PM]	142	132	4	3	1	1	0	0	0	141	
[08:00 PM-09:00 PM]	94	90	2	1	0	0	0	0	0	93	
[09:00 PM-10:00 PM]	91	89	1	0	0	0	0	0	0	90	
[10:00 PM-11:00 PM]	71	66	2	1	0	0	0	0	0	69	
[11:00 PM-12:00 AM]	47	46	0	0	0	0	0	0	0	46	
Daily Totals:	1487	1410	26	12	2	1	0	0	0	1451	

Daily Totals:

	1487		26	12	2	1	0	0	0	1451
--	------	--	----	----	---	---	---	---	---	------

Peak Time (AM):

Peak Count:

Peak Time (PM): [05:00 PM-06:00 PM]

Peak Count: 286

04-27-2011

[12:00 AM-01:00 AM]	17	16	1	0	0	0	0	0	0	17	
[01:00 AM-02:00 AM]	7	7	0	0	0	0	0	0	0	7	
[02:00 AM-03:00 AM]	4	4	0	0	0	0	0	0	0	4	
[03:00 AM-04:00 AM]	5	5	0	0	0	0	0	0	0	5	
[04:00 AM-05:00 AM]	5	5	0	0	0	0	0	0	0	5	
[05:00 AM-06:00 AM]	24	23	1	0	0	0	0	0	0	24	
[06:00 AM-07:00 AM]	127	111	8	5	0	1	0	0	0	125	
[07:00 AM-08:00 AM]	186	166	7	7	0	0	0	0	0	180	
[08:00 AM-09:00 AM]	177	165	5	4	0	0	1	0	0	175	
[09:00 AM-10:00 AM]	192	175	6	4	2	0	0	0	0	187	
[10:00 AM-11:00 AM]	162	154	4	4	0	0	0	0	0	162	
[11:00 AM-12:00 PM]	198	171	7	14	3	1	0	0	0	196	
[12:00 PM-01:00 PM]	585	505	16	35	15	7	3	1	1	583	
[01:00 PM-02:00 PM]	534	432	17	63	9	8	1	0	0	530	
Daily Totals:	2223	1939	72	136	29	17	5	1	1	2200	

Daily Totals:

	2223		72	136	29	17	5	1	1	2200
--	------	--	----	-----	----	----	---	---	---	------

Peak Time (AM): [11:00 AM-12:00 PM]

Peak Count: 198

Peak Time (PM): [12:00 PM-01:00 PM]

Peak Count: 585

Class/Volume Report Graph

HI-Star ID: 1975	Begin: 04-26-2011 02:00 PM	End: 04-27-2011 02:00 PM
Street: des Prairies	Lane: dir. du Quartier	Hours: 24:00
State: Qc	Oper: 1	Period: 60
City: Brossard	Posted: 80	Raw Count: 2125
County: Canada	AADT Factor: 1	AADT Count: 2125

NC97 - Meters	Count	0,0 to 6,0	6,5 to 8,0	8,5 to 11,5	12,0 to 14,5	15,0 to 18,0	18,5 to 21,0	21,5 to 24,0	24,5 >	Total	0	196	392	588
---------------	-------	------------------	------------------	-------------------	--------------------	--------------------	--------------------	--------------------	-----------	-------	---	-----	-----	-----

04-26-2011

[02:00 PM-03:00 PM]	143	134	5	2	1	0	0	0	0	142				
[03:00 PM-04:00 PM]	148	140	5	3	0	0	0	0	0	148				
[04:00 PM-05:00 PM]	171	167	2	1	0	0	0	0	0	170				
[05:00 PM-06:00 PM]	229	207	6	6	6	1	1	1	0	228				
[06:00 PM-07:00 PM]	153	147	2	3	0	0	0	0	0	152				
[07:00 PM-08:00 PM]	85	83	0	0	0	0	0	0	0	83				
[08:00 PM-09:00 PM]	60	60	0	0	0	0	0	0	0	60				
[09:00 PM-10:00 PM]	55	55	0	0	0	0	0	0	0	55				
[10:00 PM-11:00 PM]	51	50	1	0	0	0	0	0	0	51				
[11:00 PM-12:00 AM]	22	22	0	0	0	0	0	0	0	22				
	1117	1065	21	15	7	1	1	1	0	1111				

Daily Totals:

	1117		21		7		1		0					
		1065		15		1		1						1111

Peak Time (AM):

Peak Count:

Peak Time (PM): [05:00 PM-06:00 PM]

Peak Count: 229

04-27-2011

[12:00 AM-01:00 AM]	10	10	0	0	0	0	0	0	0	10				
[01:00 AM-02:00 AM]	8	8	0	0	0	0	0	0	0	8				
[02:00 AM-03:00 AM]	4	4	0	0	0	0	0	0	0	4				
[03:00 AM-04:00 AM]	5	5	0	0	0	0	0	0	0	5				
[04:00 AM-05:00 AM]	1	1	0	0	0	0	0	0	0	1				
[05:00 AM-06:00 AM]	16	16	0	0	0	0	0	0	0	16				
[06:00 AM-07:00 AM]	70	66	2	1	1	0	0	0	0	70				
[07:00 AM-08:00 AM]	125	120	2	1	1	1	0	0	0	125				
[08:00 AM-09:00 AM]	153	148	1	3	1	0	0	0	0	153				
[09:00 AM-10:00 AM]	115	105	4	3	1	0	0	0	0	113				
[10:00 AM-11:00 AM]	105	99	4	2	0	0	0	0	0	105				
[11:00 AM-12:00 PM]	130	124	6	0	0	0	0	0	0	130				
[12:00 PM-01:00 PM]	139	133	4	0	1	1	0	0	0	139				
[01:00 PM-02:00 PM]	127	122	3	2	0	0	0	0	0	127				
	1008	961	26	12	5	2	0	0	0	1006				

Daily Totals:

	1008		26		5		0		0					
		961		12		2		0						1006

Peak Time (AM): [08:00 AM-09:00 AM]

Peak Count: 153

Peak Time (PM): [12:00 PM-01:00 PM]

Peak Count: 139

Class/Volume Report Graph

NC97 - Meters	Count	0,0 to 6,0	6,5 to 8,0	8,5 to 11,5	12,0 to 14,5	15,0 to 18,0	18,5 to 21,0	21,5 to 24,0	24,5 >	Total	0	196	392	588
Total Counted:	2125	2125	47	12	3	1	1	0		2117				
Total Classified:	2117	2026	27											
Total UnClassified:	8													

Report Percentages: 2.22% 0.57% 0.05% 0.00%

95.70% 1.28% 0.14% 0.05%

Peak Time:

Peak Time (AM):	04-27-2011 [08:00 AM-09:00 AM]	Peak Count: 153	[153]
Peak Time (PM):	04-26-2011 [05:00 PM-06:00 PM]	Peak Count: 229	[228]